

21-23 FORD BRONCO TERRA SERIES REAR MODULAR WINGS ATTFB01B102-1-BX



CAUTION BEFORE INSTALLING

Before installation - Read and understand all instructions, warnings, cautions, and notes contained in this installation instruction guide. Consult your vehicle owner's manual for proper disconnection of electrical and lifting of vehicle if required for installation of this product.

This install may require some technical skills and knowledge of basic mechanical work. If you do not feel that you are capable of performing this install please take this product to a trained professional.

After reading this guide please contact us with any questions or concerns before installing product.
Customer Service: (626) 369-2121

ATTICA4X4 is not responsible for any bodily injury or harm to you or your vehicle as a result of an improper install.

Proper installation of this kit requires knowledge of the factory recommended procedures for removal and installation of original equipment components. We recommend that the factory shop manual and any special tools needed to service your vehicle be on hand during the installation. Installation of this kit without proper knowledge of the factory recommended procedures may affect the performance of these components and the safety of the vehicle.

- **Always wear eye protection when operating power tools.** •

Inspect all contents of this package to make sure product is not damaged and all installation hardware has been included. If parts are missing from kit, please be prepared to provide the following information:

- Name of purchase location
- Date above Bar Code
- Bar Code on side of box
- Date inside box cover


INSTALLATION MANUAL

TOOLS REQUIRED

- 13MM HEX SOCKET



HARDWARE KIT




X 1
SPARE PARTS HARDWARE KIT


INSTALLATION MANUAL

Begin by unpacking all items and inspecting them for damage or missing items. Any concerns, please contact the company you purchased the rear modular wings from.

After inspection, locate and untighten the three **B22** bolts that are originally attached to your Attica Terra Series Rear Bumper.



INSTALLATION MANUAL



Attach the modular wing to the rear bumper using the **B22** bolts, and secure them by tightening a **13mm socket tool**.



INSTALLATION MANUAL

Once finished installing on both sides, your Attica Terra Series Rear Modular Wings will be completely installed and ready to take to the outdoors!





IF YOU HAVE ANY QUESTIONS, PLEASE EMAIL US AT TECH@ATTICA4X4.COM OR CALL US AT
626-369-2121