



JEEP 2007-16 JK UNLIMITED NERF STEP

Thank you for choosing Rough Country for all your vehicle needs.

Please read instructions before beginning installation. Check the kit hardware against the kit contents shown below. Be sure you have all needed parts and know where they go.

If question exist, please call us @1-800-222-7023. We will be happy to answer any questions concerning this product. Check all fasteners for proper torque. Check to ensure for adequate clearance between all components. Periodically check all hardware for tightness.

- KIT CONTENTS:**
 Driver Side Nerf Step x1
 Pass Side Nerf Step x1
 Step Spacer Shims x8
 Round End Cap x2
 Flat End Cap x2
 Tube Protector x8

- TOOLS NEEDED:**
 10mm Wrench and Socket
 9/16" Wrench
 Paint Pen
 1/4" Drill
 Drill Motor

- HARDWARE INCLUDED:**
 90764BAG
 6 - 8mm x 35mm Bolt
 6 - 8mm Flat Washer
 12 - 6mm x 20mm Bolt
 12 - 6mm Lock Nut
 24 - 6mm Flat Washer
 6 - 3/8" x 1 1/4" Bolt
 6 - 3/8" Flat Washer
 6 - 3/8" Clip Nut




Torque Specs:

Size	Grade 5	Grade 8	Size	Class 8.8	Class 10.9
5/16"	15 ft/lbs	20ft/lbs	6MM	5ft/lbs	9ft/lbs
3/8"	30 ft/lbs	35ft/lbs	8MM	18ft/lbs	23ft/lbs
7/16"	45 ft/lbs	60ft/lbs	10MM	32ft/lbs	45ft/lbs
1/2"	65 ft/lbs	90ft/lbs	12MM	55ft/lbs	75ft/lbs
9/16"	95 ft/lbs	130ft/lbs	14MM	85ft/lbs	120ft/lbs
5/8"	135ft/lbs	175ft/lbs	16MM	130ft/lbs	165ft/lbs
3/4"	185ft/lbs	280ft/lbs	18MM	170ft/lbs	240ft/lbs




INSTALLATION INSTRUCTONS


1. Align the step brackets with the existing holes in the pinch weld. Mark the remaining holes with a paint pen. **See Photo 1.**
2. Use a 1/4" drill to make a hole in the previously marked location.
3. Place supplied 3/8" body clips in the factory step mounting location. **See Photo 2.**



4. Secure the step to the pinch weld with the supplied 6mm bolts, 6mm flat washers, and 6mm lock nut. Tighten with a 10mm wrench and socket. **See Photo 3.**
5. Secure the step to the previously installed body clip using the supplied 3/8" bolt and washer. Tighten with a 9/16" wrench. **See Photo 4.**



6. Install two of the tube protectors per step hoop. **See Photo 5.**



By purchasing any item sold by Rough Country, LLC, the buyer expressly warrants that he/she is in compliance with all applicable, State, and Local laws and regulations regarding the purchase, ownership, and use of the item. It shall be the buyers responsibility to comply with all Federal, State and Local laws governing the sales of any items listed, illustrated or sold. The buyer expressly agrees to indemnify and hold harmless Rough Country, LLC for all claims resulting directly or indirectly from the purchase, ownership, or use of the items.

