



757-842-6497
WWW.JLOSC.COM



**J&L Oil Separator (2020-2025 Ford Transit 150/250/250 3.5L Naturally Aspirated PCV Side)
#3122P**

Installation Instructions


To view install video: go to our website, www.jlosc.com and type 3122P in search box. Click on product, scroll down and click on videos.

Please review complete instructions prior to installing.

| Step # | We highly encourage you to watch the install video of this product as it shows much more detail of this install! |
|--------|--|
| 1 | Verify you have all of the following parts in the kit: (1) J&L Oil Separator, (1) J&L Mounting bracket, (2) Fine thread machine screws, (1) M6x1.0 bolt, (1) Washer, (1) PCV Hose with straight connector, (1) PCV Hose with 90 connector |
| 2 | Gather all of the following tools needed for the installation: Phillips screwdriver, 10mm socket, and ratchet. |
| 3 | Locate stock PCV hose on that connects from the intake manifold to the valve cover. Push blue tabs to release fitting while pulling away from fitting. |




- 4 Locate mounting location for oil separator bracket. There are two "blind" holes on the front of the thermostat housing located on the driver side of the engine, the smaller hole is where this will mount with the supplied J&L bolt and washer.



5 Install J&L bracket onto J&L Oil separator by aligning the two logos and using the supplied screws.


You'll want to feed the long hose under the hoses connecting to the air intake tube and then over top of the intake manifold towards the PCV fitting. The shorter hose will route under the silver pipe and small rubber lines.



6 The long hose with the straight fitting will install onto the valve cover connection. Route hose as shown in photos below. The fitting will produce a slight audible "click" when engaged.




The short hose with the 90-degree fitting will route under the silver pipe. **TIP:** The quick connect fittings are adjustable, they can spin 360 degrees for adjustment to make this connection at an optimum angle. Adjust as necessary to make this hose "relaxed"



If you ever need to remove these fittings in the future, press the larger portion of the green clip inward to release. It's a button! Don't remove the clips!

7 Check oil separator after 1000 miles of driving to gauge how often it needs to be emptied. Every vehicle is different! This unit is compatible with our Extension that doubles the capacity. (From 3oz to 6oz)

We highly encourage you watch the install video of this product as it shows much more detail of this install!



To properly clean the filter in the Oil Separator, spray any degreaser or solvent through it and let it air dry. Clean it every 10,000 miles.

Thank you for your business. If you have any questions, please e-mail info@JLosc.com or call 757-842-6497. Our hours are Monday-Friday. 8:00am – 4:30pm Eastern Time.

J&L Oil Separator co. Lifetime Satisfaction Guarantee. We want you to be a J&L customer for life! Your new J&L product is warranted to be free from defects in materials and workmanship for the life of the *original retail purchaser*, subject to the limitations contained in our warranty found here. www.JLosc.com/warranty

We guarantee workmanship and even a pathway to discounted upgrades for substantially improved items.

Return Policy: All returns will be subject to a 10%-25% restocking fee. Please visit www.JLosc.com for complete return policy.

Disclaimer: J&L Oil Separator co. makes no warranties whatsoever, expressed, or implied, oral or written to any purchasers, except the warranty above. J&L Oil Separator co. hereby specifically excludes from any implied warranty of merchantability or implied warranty of incidental, secondary, or consequential damages of any kind whatsoever. All purchasers and users of products manufactured by J&L Oil Separator co. agree to hold harmless and indemnify J&L Oil Separator co. from any and all claims arising from their use. Failure to receive notice of any or the limitations contained in this disclaimer shall not serve to extend liability to J&L Oil Separator co. for any claims arising out of use of its products.