



Performance Belt Cover Kit

Part Number: 71-100

Subaru 2008-2014 WRX 2.5L Turbo
Subaru 2008-2021 WRX STI 2.5L Turbo

Installation Instructions

For technical inquiries please email us at tech@hpsperformance.com

In the email, please include the following information for faster response:

- Year / Make / Model / Engine of your vehicle.
- If it is a fitment issue, please include pictures showing the fitment problem.
- If there are missing parts, please list the part number(s) from the bill of materials on the 2nd page.
- Optional but recommended – Your contact phone number and preferred call back time.

You can also give us a call via 626-747-9200 for tech support Monday-Friday, 9:00am-5:00pm Pacific Time.

Bill of Materials

Kit Number: 71-100

Line #	Description	Part Number	Qty
1	Belt Cover	PC-100	1
2	Threaded Spacer, 51mm long	530-922	1
3	Threaded Spacer, 30mm long	530-924	1
4	Flanged Button Head Screw, M6 x 1.00, 18mm Long	97654A224	2
5	Stud, M6 x 1.00, 25mm Long	92605A136	1
6	Bolt, M6 x 1.0, 20mm Long	HW-B6-20	1
7	Flat Washer, M6, 16mm OD	HW-FW6L	2

- **Before installing any parts of this belt cover kit, please read the instructions thoroughly.**
- **Verify the contents of this kit before disassembling your vehicle.**
- **DO NOT INSTALL IF ANY PARTS ARE MISSING OR DAMAGED. CONTACT tech@hpsperformance.com IMMEDIATELY. WE ARE NOT RESPONSIBLE FOR ANY DAMAGE CAUSED DUE TO IMPROPER INSTALLATION.**
- **Installation requires moderate mechanical skills. A qualified mechanic is highly recommended.**
- **Do not attempt to install the kit while the engine is hot.**
- **This installation may require removal of coolant lines that may be hot.**
- **For technical inquiries, please email us at tech@hpsperformance.com**


PLEASE READ CAREFULLY BEFORE INSTALLATION!

This installation is not for the novice customer. Install this product with EXTREME caution! Misuse of this product can destroy your engine! If you are not mechanically inclined, please have a professional automotive mechanic install this kit.


NOTE: HPS holds no responsibility for any engine damage that results from misuse of this product.

GETTING STARTED


1. Turn the ignition OFF. If the engine has run within the past two hours, let it cool down.




2. Remove plastic belt cover by removing the bolt on the passenger side and pulling the driver side up.




3. Thread the 25mm long stud into the passenger side belt cover mount.




4. Install the 51mm long threaded aluminum spacer onto the 25mm long stud. Make sure the stud does not protrude past the captured mounting nut.




5. Use a pair of pliers to tighten down the aluminum spacer.



6. Insert the 20mm long bolt with a washer through the bottom of the driver side rubber grommet, then add a washer on top of the grommet.



7. Install the 30mm long aluminum spacer onto the 20mm long bolt.



8. Secure the HPS aluminum belt cover using the two 18mm long button head bolts.

FINAL STEPS

Once the belt cover has been positioned, double check to make sure everything is tight and properly positioned before starting the vehicle.

Listen carefully for any odd noises or rattles prior to taking the vehicle for a test drive. If any problems arise, go back and check the position of the cover and the hardware to correct the problem.

Periodically, recheck the position of the belt cover and make sure there is proper clearance around and along the product. Failure to follow proper maintenance procedures may cause damage to the belt cover and will void the warranty.



Also available for:
2008-2014 Subaru WRX 2.5L Turbo
2008-2014 Subaru WRX STI 2.5L Turbo



HPS Performance Air Intake Kit
Part Number [827-566](#)



HPS Silicone Radiator Coolant Hose Kit
Part Number [57-1064](#)



HPS Silicone Heater Coolant Hose Kit
Part Number [57-2131H](#)



HPS Performance Oil Catch Can Kit
Part Number [860-004](#)

**Also available for:
2015-2021 Subaru WRX STI 2.5L Turbo**



HPS Performance Air Intake Kit
Part Number [837-573](#)



HPS Performance Front Strut Bar
Part Number [42-116](#)



**HPS Silicone Radiator + Heater
Coolant Hose Kit**
Part Number [57-1516](#)



HPS Silicone Radiator Coolant Hose Kit
Part Number [57-1064](#)

Contact an authorized HPS Performance dealer or
visit us at hpsperformance.com for more details