



M-1447-BRB
2021+MY Bronco
Rear Bronco Emblem - Black Kit

NO PART OF THIS DOCUMENT MAY BE REPRODUCED WITHOUT PRIOR AGREEMENT AND WRITTEN PERMISSION OF
FORD PERFORMANCE PARTS © Ford Motor Company 2020

PRIOR TO INSTALLATION READ THESE INSTRUCTION COMPETELY
For questions, Call the FORD PERFORMANCE Techline 1-800-367-3788

Please visit <https://www.performanceparts.ford.com> for warranty information



Ford Factory Shop Manual purchase options www.motorcraftservice.com



FORD PERFORMANCE






M-1447-BRB
2021+MY Bronco
Rear Bronco Emblem - Black Kit

NO PART OF THIS DOCUMENT MAY BE REPRODUCED WITHOUT PRIOR AGREEMENT AND WRITTEN PERMISSION OF FORD PERFORMANCE PARTS © Ford Motor Company 2020

Kit contents:

<u>Description</u>	<u>Quantity</u>
FPP Black Bronco Emblem (Tailgate)	1

Special Tool(s) / General Equipment

Ford Factory Shop Manual purchase options www.motorcraftservice.com




FORD PERFORMANCE

M-1447-BRB
2021+MY Bronco
Rear Bronco Emblem - Black Kit

NO PART OF THIS DOCUMENT MAY BE REPRODUCED WITHOUT PRIOR AGREEMENT AND WRITTEN PERMISSION OF FORD PERFORMANCE PARTS © Ford Motor Company 2020

Removal

1. Use painters tape to create a reference template for installing the new emblem. Make sure the tape is flush with the top of the tail and right hand side of the Bronco emblem.



2. Use a heat gun or hair dryer to loosen the adhesive on the back side of the emblem.



Ford Factory Shop Manual purchase options www.motorcraftservice.com



FORD PERFORMANCE

M-1447-BRB
2021+MY Bronco
Rear Bronco Emblem - Black Kit

NO PART OF THIS DOCUMENT MAY BE REPRODUCED WITHOUT PRIOR AGREEMENT AND WRITTEN PERMISSION OF FORD PERFORMANCE PARTS © Ford Motor Company 2020

3. While wearing gloves, use fishing line to cut through the back of the emblem and remove.



4. Remove the remaining foam and clean surface with alcohol wipes.



Ford Factory Shop Manual purchase options www.motorcraftservice.com



FORD PERFORMANCE

M-1447-BRB
2021+MY Bronco
Rear Bronco Emblem - Black Kit

NO PART OF THIS DOCUMENT MAY BE REPRODUCED WITHOUT PRIOR AGREEMENT AND WRITTEN PERMISSION OF
FORD PERFORMANCE PARTS © Ford Motor Company 2020

Installation

1. To install new Bronco emblem, use the templete created with the painters tape to line up the top of the rail and right side of the new emblem. Apply new emblem and press firmly so the adhesive sticks.



Ford Factory Shop Manual purchase options www.motorcraftservice.com