

If you have any comments or concerns,
please feel free to contact our
customer service department at:
Toll-free: 1-800-835-0438
OR
Email: info@gofia.com

SEAT COVERS
BY

fia

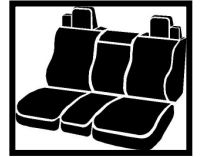
FEATURING

SUPER-GRIP®

THE SLIP RESISTANT FASTENING SYSTEM

INSTALLATION INSTRUCTIONS
FOR

NP97-20/ Oe37-20/ SL67-20/ SP87-20/ TR47-20/ TRS47-20



Thank you for purchasing one of our fine quality products. Your seat cover is engineered from high quality materials and designed with precision to give you a long-lasting, well-adjusted fit.

A) BACKREST COVER – BUCKETS / “40” PORTION X 2:

- 1) Remove head rest (see note)
- 2) Open zipper
- 3) Slip cover over backrest under seat belt
- 4) Close zipper (see note)
- 5) Tuck flaps under backrest and attach to Velcro at back
- 6) Adjust Velcro to equalize tension
- 7) Replace headrests (see note)

B) CUSHION COVER - BUCKETS / “40” PORTION X 2:

- 1) Center cover on the seat
- 2) Pass the front strap under seat. Buckle to back flap
- 3) Pass side straps through the opening between the molded plastic and the seat. Buckle to back flap
- 4) Adjust straps and buckles to equalize tension

C) CUSHION COVER – “20” PORTION:

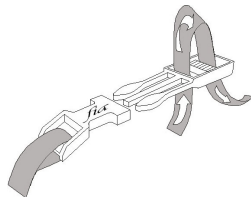
- 1) Align cover on seat and position seat belt through opening provided
- 2) Pull down cup holder and position adhesive back velcro to align with velcro attached to back flap under top frame of cup holder
- 3) Pass side straps around the back of the seat and buckle
- 4) Adjust straps and buckles to equalize tension

D) BACKREST COVER – “20” PORTION:

- 1) Slip cover over backrest and attach velcro

NOTES:

1) SELF-LOCKING SUPER-GRIP® BUCKLE:



3) ZIPPERS:

- For ease in installation the zipper is longer than the cover.
- Tuck excess zipper under cover

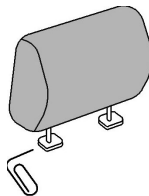
2) HEAD REST REMOVAL:

- A) - Insert paper clip into holes at base to release
- Lift off

OR

- B) - Push in side release buttons
- Lift off

(If unable to remove consult dealership)



4) RE-INSTALLATION OF HEADRESTS

- Ensure pre-cut holes in seat cover align with holes in headrest base.
- Replace headrests

WARNING: SEATS WITH INTEGRATED SEAT AIRBAGS MUST BE COVERED ONLY WITH SEATCOVERS DESIGNED WITH OPENINGS THAT WILL NOT INTERFERE WITH THE DEPLOYMENT OF THE AIRBAG.. NEVER INSTALL SEAT COVERS WITHOUT THESE OPENINGS AS THIS MAY INTERFERE WITH THE PROPER DEPLOYMENT OF THE AIR BAGS AND COULD RESULT IN SERIOUS INJURY.

fia

Fia Inc. Winnipeg, Canada R3L 0N3 Telephone (204) 475-0515 Toll-Free: 1-800-835-0438
Fax: (204) 284-8246 E-Mail: info@gofia.com Website: www.gofia.com