




# 1967-1976 MOPAR - Under Rear Seat Part # - XMO A1 U


Dodge Dart / Plymouth Barracuda (to 69) / Plymouth Valiant Coupe

Driver

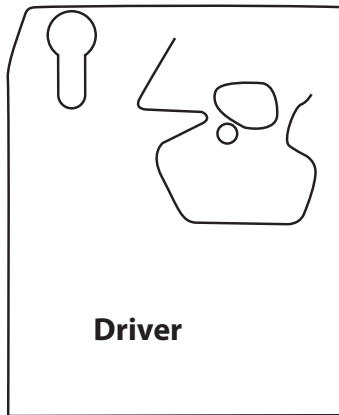


## Front Of Car

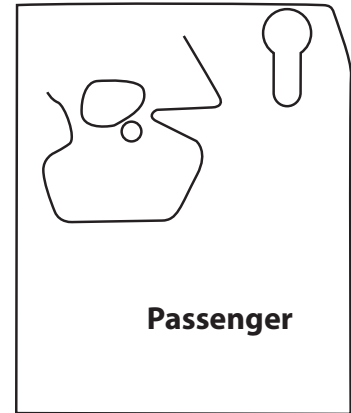
Passenger



**Quarter Panel (both)** -Install vertically on inside of outer skin, by passing through access holes on inner quarter area



**Rear quarter inner skin (both)** - Install behind rear quarter trim piece align hole with window crank and align body contour to cuts.



Driver

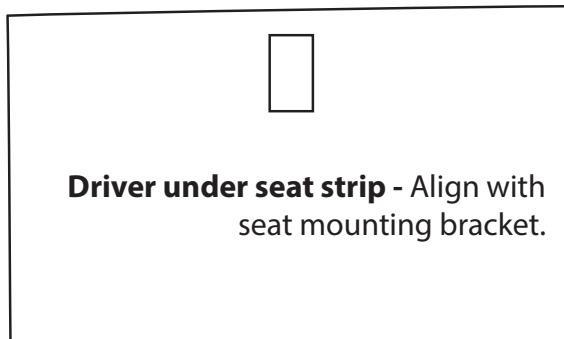
Passenger

## Under Seat Panels-

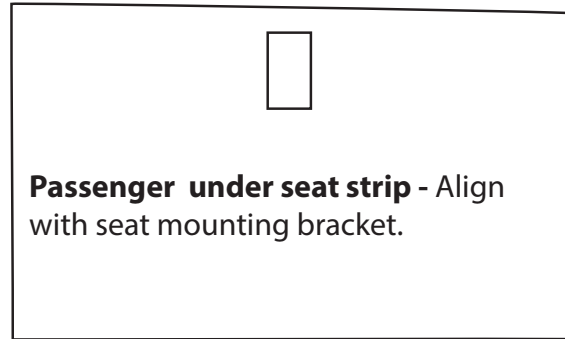
Install on floor under rear seats. Align with mounting bracket for seats.

## Front Of Vehicle

Driver Side



**Driver under seat strip** - Align with seat mounting bracket.



**Passenger under seat strip** - Align with seat mounting bracket.

Passenger Side

## Rear

### WARRANTY:

Dynamat guarantees the contents of the container only for a period of one year from the date of purchase. If product is found to be defective, replacement material will be furnished free of charge or a refund of the material cost will be given at manufacturer option. Due to the fact that Dynamat has no control over proper surface preparation, application or installation methods, no guarantee as to results is offered, expressed, or implied. Dynamat's liability for claims of any kind is strictly limited to the purchase price of the material.