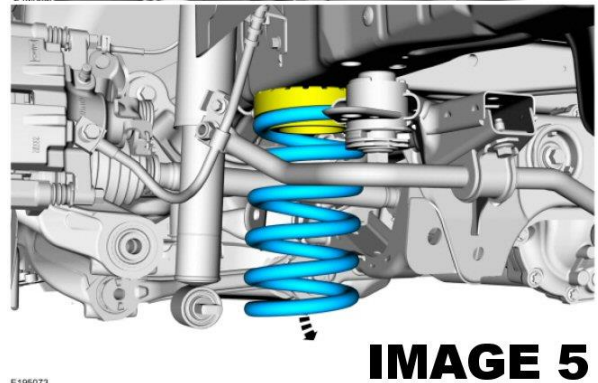
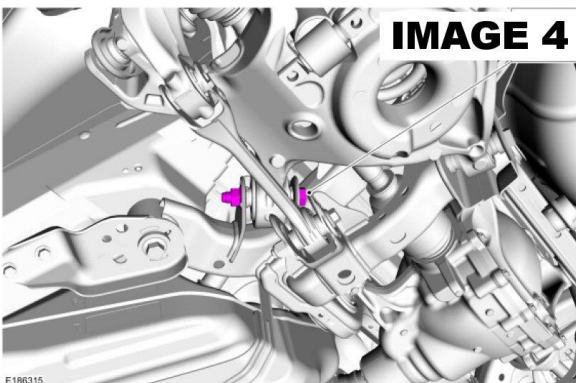
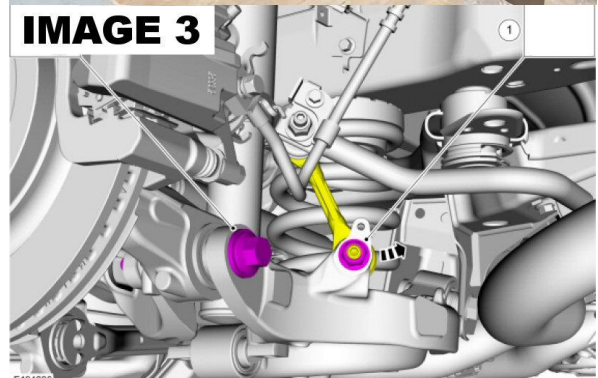

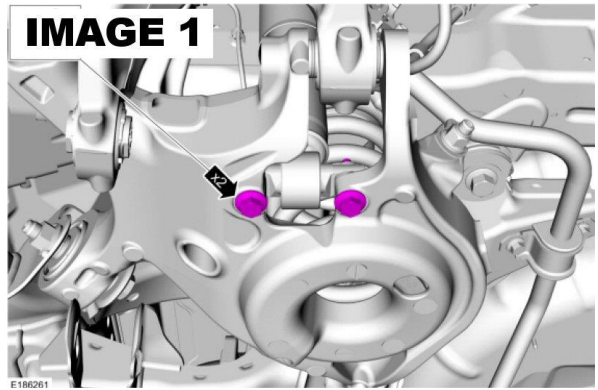


## Lower Control Arm Bearing Installation Instructions

### Installation:

1. Lift vehicle and safely support with jack stands under the rear cradle.
2. Remove the wheels/tires to gain access to the work area.
3. Remove the lower shock bolts using a 15mm socket. **IMAGE 1**
4. Remove the bottom bolt on the vertical link using an 18mm socket. **IMAGE 2**
5. Remove the lower sway bar end link nut using a 15mm socket. **IMAGE 3**
6. Remove the outer bolt on the lower control arm using a 21mm socket. **IMAGE 3**
7. Remove both inner bolts on the lower control arm using a 24mm socket. **IMAGE 4**
8. Lower the arm out of the mounts and set the spring aside. **IMAGE 5**



[WWW.BMRSUSPENSION.COM](http://WWW.BMRSUSPENSION.COM)

*This product is an aftermarket accessory and not designed by the vehicles manufacturer for use on this vehicle. As such, Buyer assumes all risk of any damage caused to the vehicle or person during installation or use of this product.*


## Lower Control Arm Bearing Installation Instructions

9. Using a press, press out the factory bushing.
10. Once the factory bushing has been removed, smear some oil onto the inside of the bore then press the BMR bearing assembly into the control arm as shown in **IMAGE 6**. The bearing should be flush on both sides of the control arm.

**NOTE:** the BMR bearing assembly has a taper on one end to help self-align the bearing.

11. Once the BK081 is pressed into place, insert the spacers.
12. Repeat steps 3-11 for the other side.
13. Re-assemble the suspension using the following bolt torque recommendations:

Front Inner lower control arm bolts:	166 ft/lbs.
Rear Inner lower control arm bolts:	184 ft/lbs.
Outer control arm bolt:	203 ft/lbs.
Lower vertical link bolt:	129 ft/lbs.
Shock bolts:	35 ft/lbs.



**WWW.BMRSUSPENSION.COM**

*This product is an aftermarket accessory and not designed by the vehicles manufacturer for use on this vehicle. As such, Buyer assumes all risk of any damage caused to the vehicle or person during installation or use of this product.*