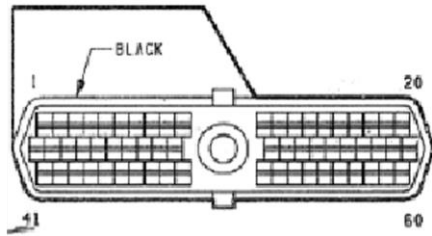




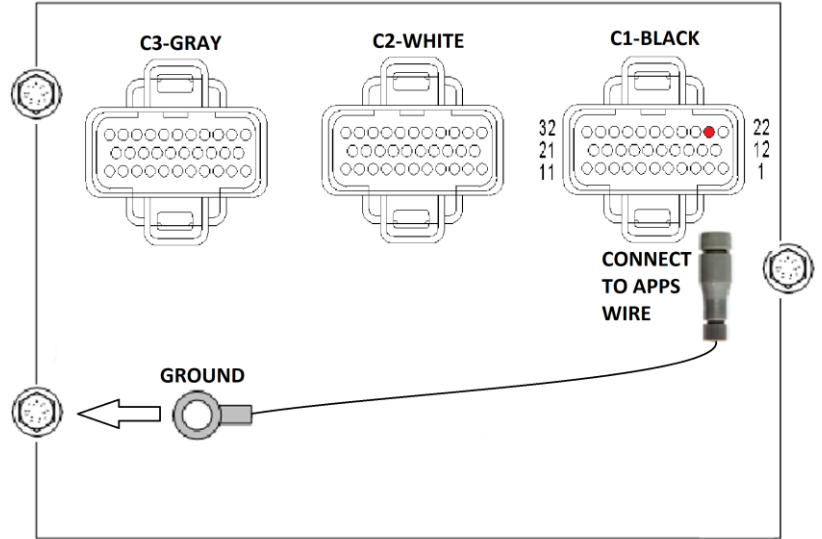
Click here to: [Check out the installation video on YouTube!](#) Or type into YouTube: Install Video - BD APPS Noise Isolator

**1994-95 Dodge Vehicles**



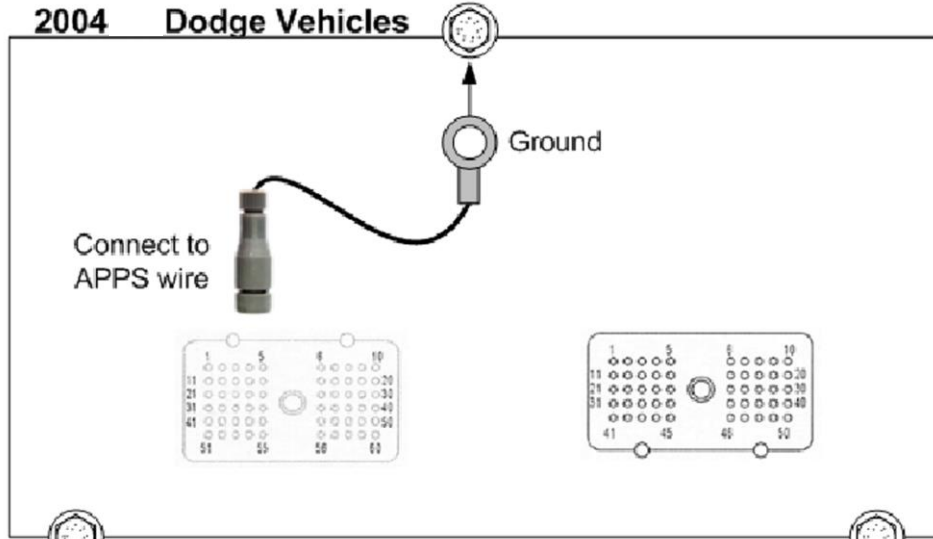
*PCM Located on the passenger side firewall*

**1996-2003 Dodge Vehicles**





*PCM is located on passenger side firewall.*

**2004 Dodge Vehicles**



*ECM is located on driver's side of the engine.*



**APPS WIRING**

Year	Engine	Pin #	OEM Wire Color	Connector
1994-95	5.9 diesel	22	Orange/Dark Blue	
1996-03	5.9 diesel	23	Orange/Dark Blue	C1-BLACK
1999-03	8.0L gas	23	Orange/Dark Blue	C1-BLACK
2004	5.9 diesel	14	Brown/White	60 PIN

Connect the apps filter to the specified wire using the supplied Posi-Tap™. Connect the ring terminal on the apps filter to the nearest ground point.