




**DOWNLOAD THE LATEST
INSTALL MANUALS AT
www.bddiesel.com**



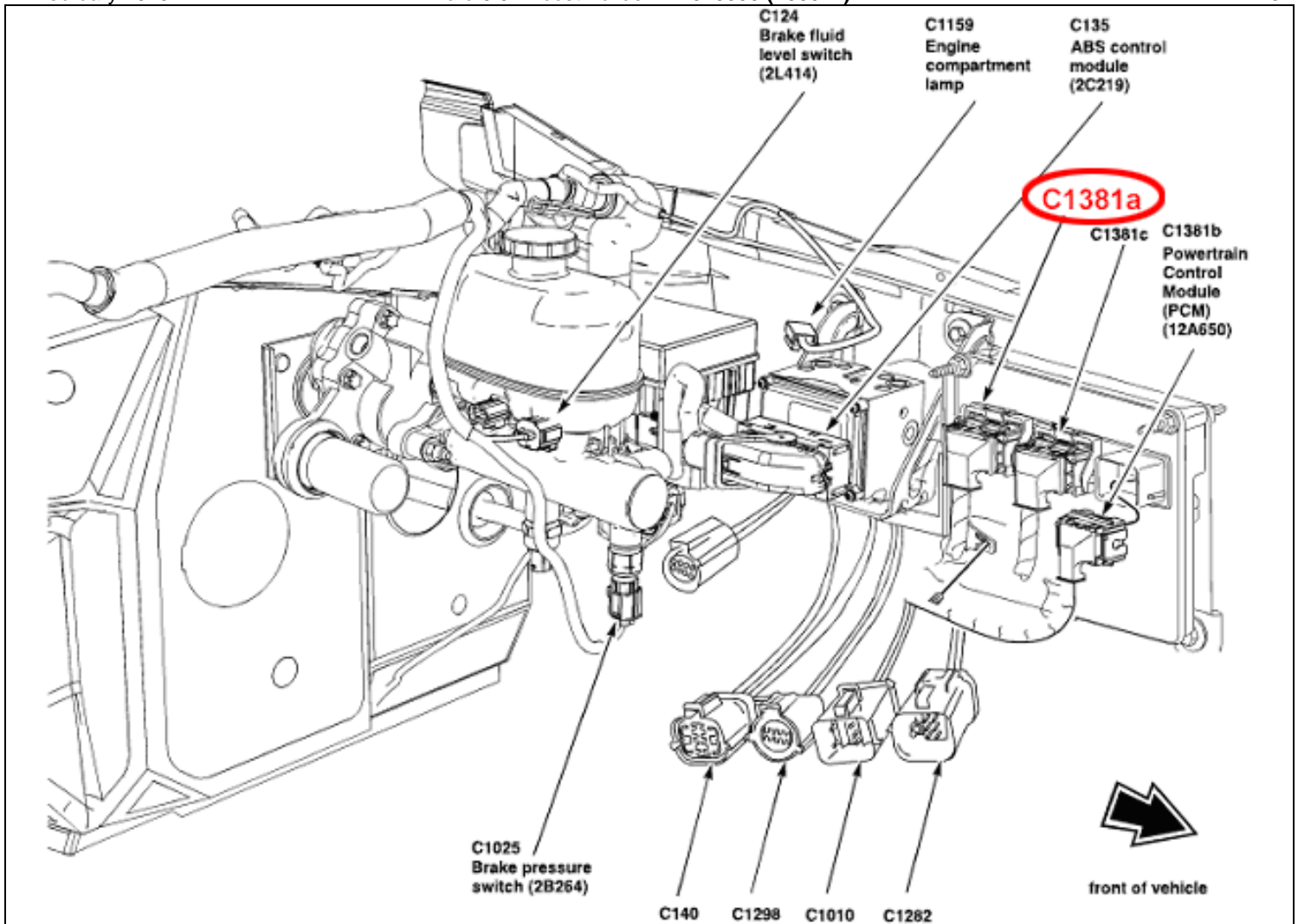
2003-07 Ford 6.0L Boost Builder

P/N# 1516000

- Installation Manual -

PLEASE READ ALL INSTRUCTIONS BEFORE INSTALLATION.
Please read the disclaimer before proceeding to install this unit.

NOT FOR SALE IN USA



Once the connectors are connected, route the yellow wire along the top of the cowl, over to the driver side. The yellow wire will then connect to the ECM.

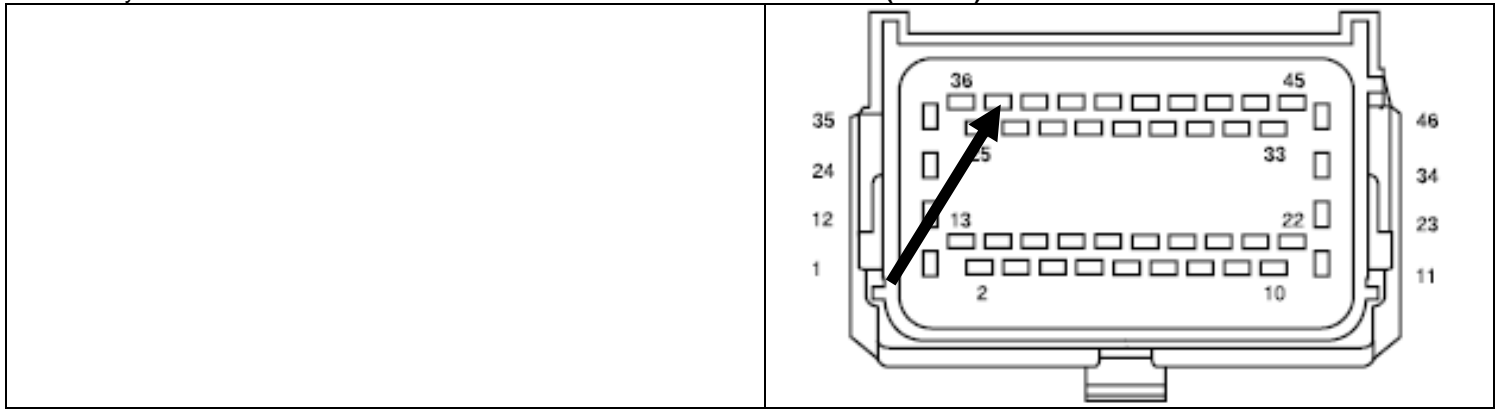
Locate the (46-pin) C1381a connector farthest to the rear on the ECM. We are looking to connect to the **APPS Sensor 2 signal wire**.

Use the provided POSI-TAP to TAP the connection to the PIN # 37 wire.

You may want to use a voltmeter to ensure this connection is made. The voltage at idle should be around 1.54V.

2005-2007	Pin #
Wire Color	
TN / WT	36
→ WHITE	37
DB / LG	38

2003-2004	Pin #
Wire Color	
TN / WT	36
→ YELLOW	37
DB / LG	38



With the installation of this product you should notice faster spool up and less turbo lag. There may be a little more black smoke during hard acceleration as well.

Please note that some trucks will set a P0069 DTC and have drivability problems. Unfortunately there is no fix for this, and to continue you will need to restart the vehicle and/or clear the code.

If this is a concern to you please do not install the product and return it immediately. Please know there will be no warranty labor on this product.