



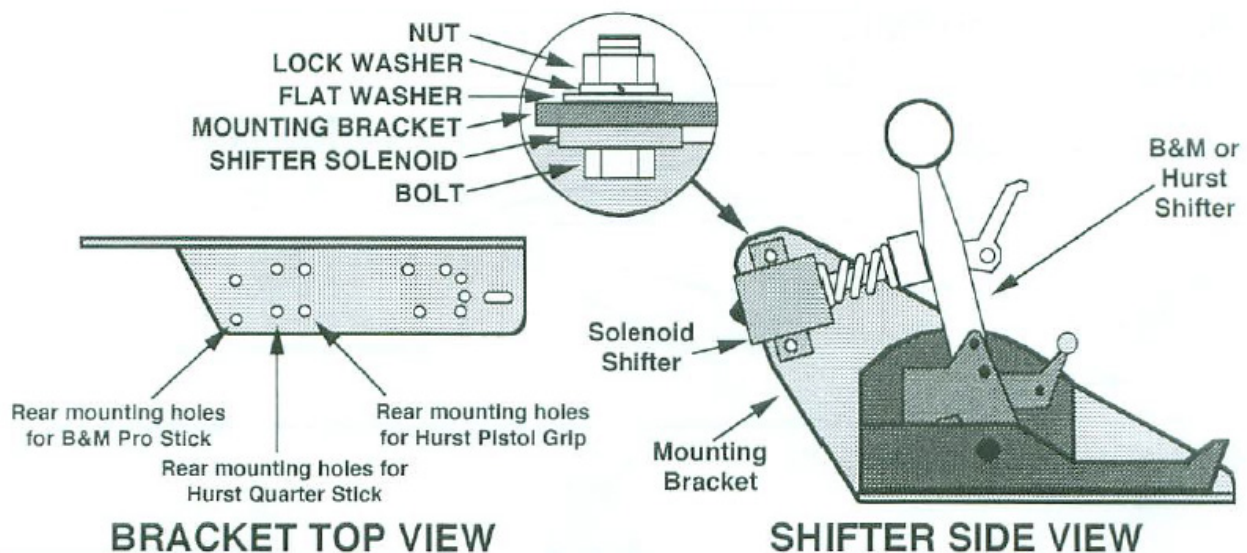
413 West Elm Street • Sycamore, IL 60178  
(866)248-6357 • (815)895-6786  
www.autometer.com • service@autometer.com

The SS5 solenoid shifter is designed to shift 2-speed Powerglide transmissions using a B&M Pro Stick, Hurst Quarter Stick or a Hurst Pistol Grip shifter. The SS5 will NOT work with the Hurst Quarter Stick 2 or the Pistol Grip 2 with rear exit cable. The SS5 solenoid works by using a “hold” style electric solenoid to hold back a spring loaded plunger. The solenoid is constantly “on” and when the spring is compressed by pulling the shifter into low gear, the solenoid will lock it in place. At the preset RPM or time, the RPM switch or timer will momentarily cut power to the solenoid, releasing the spring loaded plunger which pushes the shifter from low to high gear.

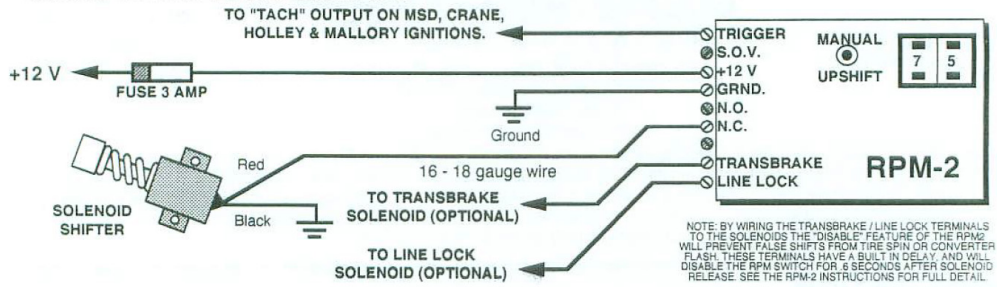
## INSTALLATION

1. Unbolt current shifter from the floor or shifter mounting plate, it is not required to disconnect the shifter cable.
2. Using the drawing below, determine which set of holes to use in the SS5 mounting bracket.
3. Slip the mounting bracket under your shifter, lining up the correct holes, and bolt the shifter back down to the floor.
4. Install the solenoid assembly on to the mounting bracket with the included hardware as shown below.
5. Choose the appropriate wiring diagram from the reverse side and wire as shown.
6. Once wired, power up the system, and by hand push the plunger in to the solenoid until it locks in the “cocked” position.
7. Pull the shifter handle into low gear, adjust the solenoid using the slotted holes in the mounting bracket so it just barely touches the back of the shifter handle.
8. Remove power from the system to make the solenoid shift. Make sure the solenoid moves the shifter completely into high gear. Adjust the nut at the back of the solenoid to adjust the total throw of the solenoid so that there is about 1/16” clearance between the plunger and the shift handle in high gear.

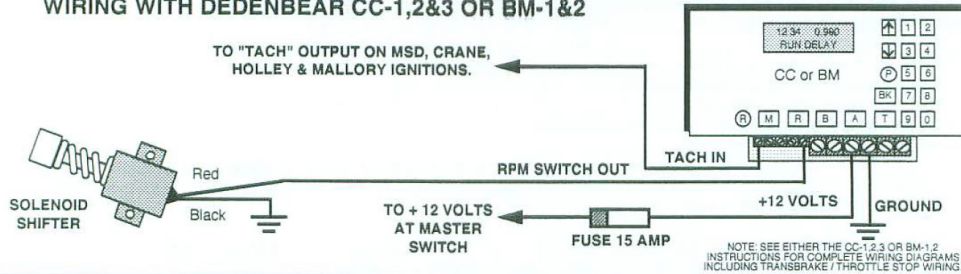
NOTE: If using an aluminum cover on a B&M Pro Stick, a 1/16” to 1/8” may need to be trimmed from the bottom left edge of the cover for a proper fit. The cover for Hurst shifters will not fit when using the SS5 shifter.



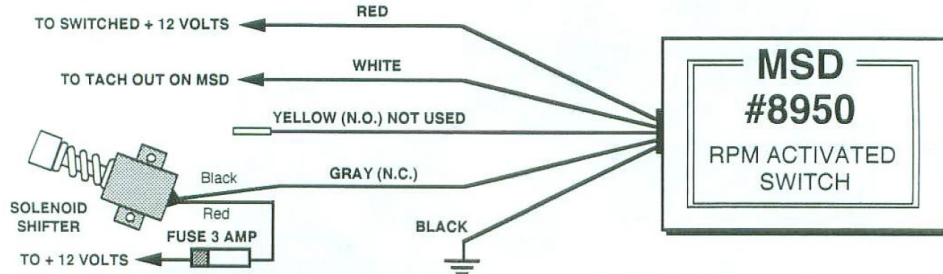
### WIRING WITH DEDENBEAR RPM-2



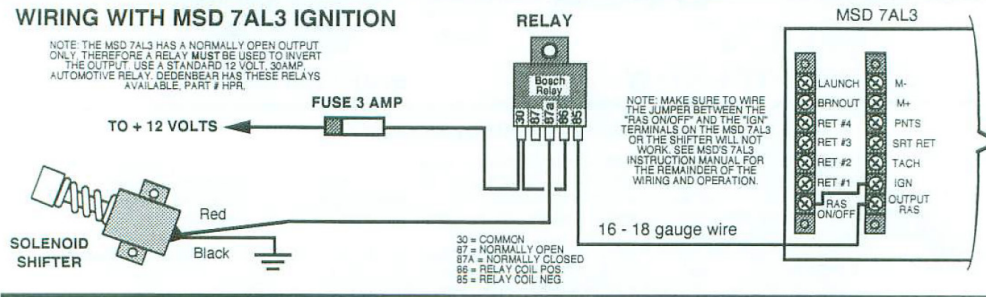
### WIRING WITH DEDENBEAR CC-1,2&3 OR BM-1&2



### WIRING WITH MSD RPM SWITCH #8950



### WIRING WITH MSD 7AL3 IGNITION



### LIMITED 1 YEAR WARRANTY

DEDENBEAR Products, Inc. warrants to the consumer that all DEDENBEAR Products purchased from an Authorized DEDENBEAR Reseller will be free from defects in material and workmanship for a period of twelve (12) months from date of the original purchase. Products that fail within this 12 month warranty period will be repaired or replaced at DEDENBEAR's option, when determined by DEDENBEAR that the product failed due to defects in material or workmanship. This warranty is limited to the repair or replacement of parts in the DEDENBEAR Product and the necessary labor done by DEDENBEAR to effect the repair or replacement of the DEDENBEAR product. In no event shall DEDENBEAR's cost to repair or replace a DEDENBEAR under this warranty exceed the original purchase price of the DEDENBEAR Product. Nor shall DEDENBEAR Products, Inc. be responsible for special, incidental or consequential damages or costs incurred due to the failure of a DEDENBEAR Product. This warranty applies only to the original purchaser of the DEDENBEAR Product and is non-transferable. This warranty also applies only to DEDENBEAR Products purchased from an Authorized DEDENBEAR Reseller. All implied warranties shall be limited in duration to the said 12 month warranty period. Breaking the instrument seal, improper use or installation, accident, water damage, abuse, unauthorized repairs or alterations voids this warranty. DEDENBEAR disclaims any liability for consequential damages due to the breach of any written or implied warranty on all products manufactured by DEDENBEAR Products, Inc.

FOR SERVICE SEND TO: DEDENBEAR PRODUCTS, INC 413 W. Elm St. Sycamore, IL 60178 USA (866) 248-6357

Email: [service@autometer.com](mailto:service@autometer.com)

CUSTOMER SERVICE & TECH. SUPPORT: (866)248-6357 Mon-Fri 8am-5pm CST