

BED RACK

Part Number: **1780760**
Product Description: **BED RACK RECOVERY MOUNTS**
To Suit: **TPMKEP - Tred Pro Mount Extension Pins**
T2SP115 - Aluminium Threaded Mounting Pins, Recovery Board
T2QRMP - Tred Quick Release Pins, 2 Pin Set
T2QP162 - Tred Pro Quick Release Ext. Pin Set
17mm Maxtrax Mounting Pins

WARNING

NOTE THE FOLLOWING:

- ◆ Vehicle accessories which are not properly fitted can be dangerous.
- ◆ Please read these instructions carefully prior to fitting, and comply with the instructions at all times.
- ◆ If in any doubt please contact your nearest ARB state office or the stockist from whom it was purchased.
- ◆ Do not use this product for any vehicle make or model, other than those specified by ARB.
- ◆ This product or its fixing must not be modified in any way.
- ◆ The installation of this product may require the use of specialized tools and/or techniques.
- ◆ It is recommended that this product is only installed by trained personnel.
- ◆ These instructions are correct as at the publication date. ARB Corporation Ltd. cannot be held responsible for the impact of any changes subsequently made by the vehicle manufacturer.
- ◆ During installation, it is the duty of the installer to check correct operation/clearances of all components.
- ◆ Work safely at all times.
- ◆ Unless otherwise instructed, tighten fasteners to specified torque.
- ◆ Check bolt torque after 500km & at regular service intervals.

ARB 4x4 ACCESSORIES

Corporate Head Office

42-44 Garden St
Kilsyth, Victoria
AUSTRALIA 3137

Tel: +61 (3) 9761 6622
Fax: +61 (3) 9761 6807

Australian enquiries
North & South American enquiries
Other international enquiries

sales@arb.com.au
sales@arbusa.com
exports@arb.com.au

www.arb.com.au

GENERAL CARE AND MAINTENANCE

By choosing an ARB BED RACK, you have bought a product that is one of the most sought after 4WD products in the world. Your BED RACK is a properly engineered, reliable, quality accessory that represents excellent value. To keep your BED RACK in original condition it is important to care and maintain it following these recommendations:

- As part of any pre-trip preparation, or on an annual basis, it is recommended that a thorough visual inspection of the BED RACK is carried out, making sure that all bolts and other components are torqued to the correct specification. Replace any components as necessary.

Please contact local Authorised ARB Stockist if you would like to have this service carried out on your behalf.

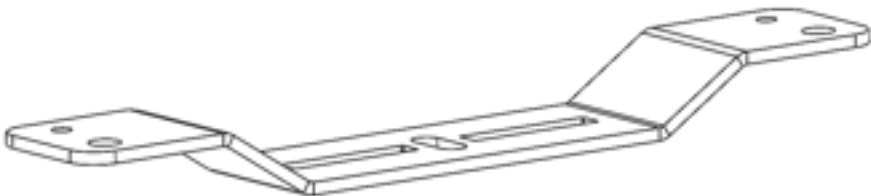
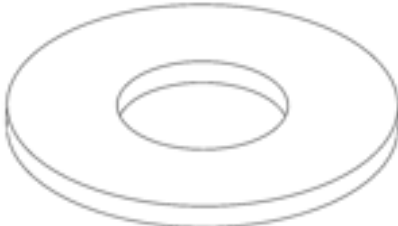

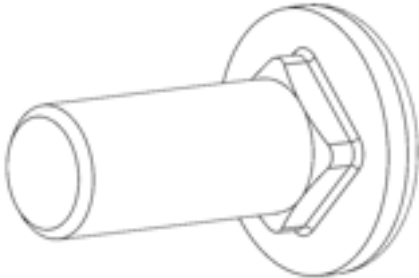
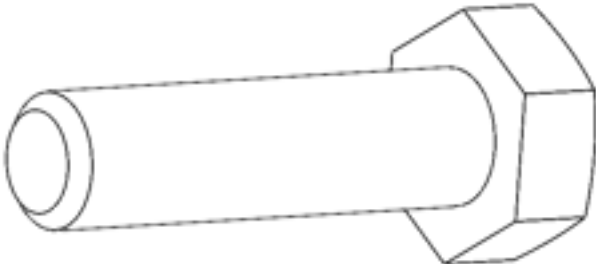
FITTING REQUIREMENTS

REQUIRED TOOLS FOR FITMENT OF PRODUCT:

METRIC SOCKET SET	Tape measure
TORQUE WRENCH Minimum 22Nm	

FASTENER TORQUE SETTINGS:

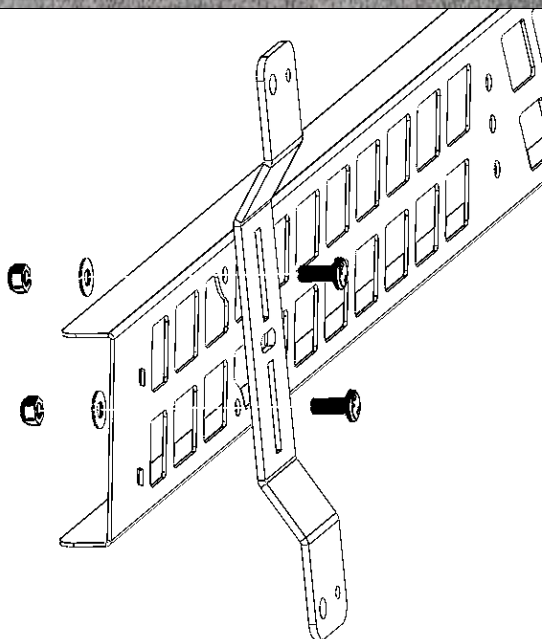
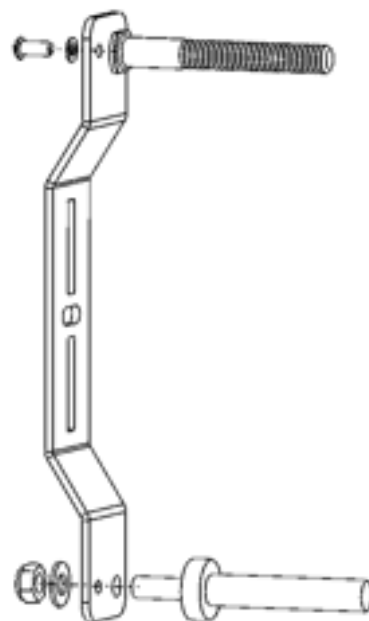
SIZE	Torque Nm	Torque lbft
M8	22Nm	16lbft

PARTS LISTING			
PART NUMBER	DESCRIPTION	QTY	DIAGRAM
3755880	BRACKET RECOVERY BOARD	2	
4581085	WASHER FLAT M8X19X1.2	8	
6151212	NUT HEX NYLOC M8X1.25	6	
6151921	BOLT COHD M8X20	4	
6151684	SCREW M8X1.25X30 PC8.8 BTZP480	2	

BEFORE STARTING, READ ALL STEPS OF THE INSTRUCTIONS



1. Select correct mounting pins for chosen recovery boards.
2. Assemble to mounting bracket and torque to manufactures specification.



3. Mount each bracket onto the bed rack side panel using supplied fasteners. Ensure that the pins mounted in Step 1 are on the outside as shown. Torque M8 fasteners to required specification.



M8 - 22 Nm.

4. Once fully assembled, test fit recovery boards if available and adjust as required.

FITTED PRODUCT

